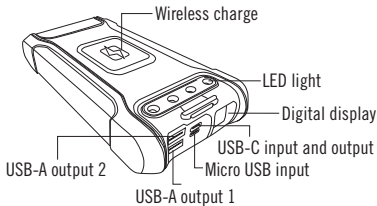


UNDERSTANDING YOUR ROVER™ LITE



**1. Digital display:** The Rover Lite has a digital display to show the power level. Press the power button on the side of the Rover Lite to operate. When charging the second digit will flash indicating that the Rover Lite is charging.



**2. LED Light:** The Rover Lite has an integrated LED light. Long press the power button on the side of the Rover Lite for 3 seconds and the LEDs will turn on at high output. Short press the button again and the lights will dim. Short press

the button again and the LEDs will enter pulsing SOS mode. Short press again and the LEDs will strobe. Long press for 3 seconds again at any point to turn the LED lights off.

**3. Wireless charging:** The Rover Lite has a wireless charge feature. To operate wireless charge, short press the power button on the side of the Rover Lite, and the green wireless charge indicator light (centre of the LED lights) will illuminate showing that the Rover Lite is ready to charge a wireless charging device. If no device is placed on the wireless charging panel after 35 seconds the wireless charging function will turn off and the green indicator light will turn off.

CHARGING MOBILE DEVICES

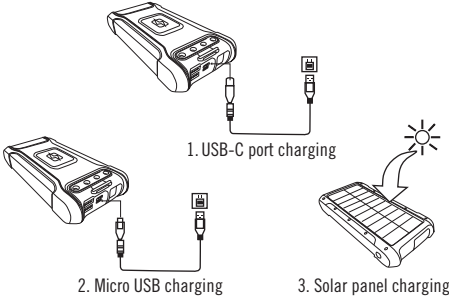
The Rover Lite will charge most DC 5V devices. Use the correct charging cable for the device and connect it to the Rover Lite via either the USB-A output ports, USB-C port or Micro USB port. Devices with wireless charging capability can also charge via the 10W wireless charging panel. The Rover Lite supports QC fast charging.

**Please note:** Rover Lite will turn off after 40 seconds of inactivity.

CHARGING YOUR ROVER™ LITE

The Rover Lite can be charged via 3 different methods;

- 1. USB-C (cable included)
- 2. Micro USB (cable sold separately)
- 3. Emergency solar (max power 5.5V 0.2A)



The Rover Lite will fully charge in 5 hours. It is important to note however that charge time will vary depending on charging method and power supply.

IMPORTANT

- 1. Ensure the correct cables for the device to be charged are inserted correctly.
- 2. Fully charge the Rover Lite every 3 months to maintain battery life.

OPERATING TEMPERATURES

Store the Rover Lite in a dry safe place, free from humidity. To ensure optimum performance and life of the Rover Lite, the recommended operating temperature is 0°C to 40°C.

WARNING

The Rover Lite is made from high quality lithium battery cells. Not following the instructions and proper care could result in product failure or fire.

- 1. Do not attempt to disassemble.
- 2. Keep away from high temperatures and avoid fire.
- 3. Do not drop, vibrate or cause heavy impact.
- 4. Stop using immediately if the unit bulges, changes shape or gives off an odour.
- 5. Always use under adult supervision.
- 6. Keep out of direct sunlight and high temperatures to avoid over heating.

SPECIFICATIONS

Capacity	20,000mAh 74Wh
USB-A Output 1	5V 3A
USB-A Output 2	5V 3A, 9V 2A, 12V 1.5A
USB-C Input	5V 3A, 9V 2A
USB-C Output	5V 3A, 9V 2A, 12V 1.5A
Micro USB Input	5V 2A, 9V 2A
Solar Charging	5.5V 0.2A
Wireless Charging	10W
Dimensions	176 x 86 x 28mm
Weight	0.53kg

PACKAGE CONTENTS

- 1 x Rover Lite Lithium Powerbank
- 1 x USB-A / USB-C charge cable
- 1 x Hanging strap
- 1 x Owners manual

## WARRANTY

1. Products distributed by Adventure Operations Australia Pty Ltd and any of our subsidiaries come with guarantees that cannot be excluded under the Australian Consumer Law. You are entitled to a replacement or refund for a major failure and compensation for any other reasonably foreseeable loss or damage. You are also entitled to have the goods repaired or replaced if products fail to be of acceptable quality and the failure does not amount to a major failure.
2. In addition, we warrant that this product will be free from defects in materials and workmanship under normal use as described in the published product documentation for **1 year** from the date of original purchase (Limited Warranty). This Limited Warranty is only valid and enforceable in Australia and will apply only if you have purchased the product from us or our authorised resellers. To the extent permitted by the Australian Consumer Law and any applicable local law:
  - (a) our obligations under this Limited Warranty are limited to the repair, replacement or refund of covered parts that prove defective under normal use during the Limited Warranty and does not extend to any claim for

damages that you or any other person may have for any loss (including without limitation consequential damages or loss of profit, freight/shipping or travel costs), or damage howsoever caused whether or not such loss or damage arises as a result of any defect in the product or from the failure or omission on our part to comply with any obligation at law;

- (b) in replacing a defective product under the Limited Warranty, we may, at its discretion, substitute a model of equivalent nature where the exact model is unavailable;
- (c) this Limited Warranty does not apply to damage caused by failure and damage caused by improper use and abuse, fair wear and tear, accidents, misuse (including failure to follow instructions regarding care and maintenance of the product), neglect, disassembly, alterations or external causes such as, but not limited to, water damage, exposure to sharp objects, exposure to excessive force, anomalies in the electrical current supplied to the product (if applicable), and extreme thermal or environmental conditions;
- (d) we may elect, at our discretion and as an alternative to repairing or replacing a defective part to refund the cost of the relevant product upon it being returned to us; and

- (e) this Limited Warranty does not extend to any products acquired for the purposes of re-supply, or for use in a manufacturing, or repair processes.
4. This warranty may be claimed by:  
returning the product to its place of purchase, with a detailed proof-of-purchase clearly showing the date and detail of the purchase;
  5. If you have any questions concerning this warranty policy, you may contact us in writing:  
Adventure Operations, 71 Charles Ulm Place, Eagle Farm, 4009 QLD, or by email: [warranty@adventureoperations.com](mailto:warranty@adventureoperations.com) or visit our website [www.adventureoperations.com](http://www.adventureoperations.com)

TO THE EXTENT PERMITTED BY LAW, ADVENTURE OPERATIONS AUSTRALIA PTY LTD, ITS SUBSIDIARIES AND ITS VENDORS DISCLAIM ANY IMPLIED WARRANTIES OF MERCHANTABILITY OR FITNESS FOR A PARTICULAR PURPOSE OR ANY SIMILAR STANDARD IMPOSED BY APPLICABLE LEGISLATION AND ADVENTURE OPERATIONS AUSTRALIA PTY LTD AND ITS SUBSIDIARIES' RESPONSIBILITY TO REPAIR, REPLACE, OR OFFER A REFUND FOR DEFECTIVE PRODUCTS IS THE SOLE AND EXCLUSIVE REMEDY PROVIDED TO ITS CUSTOMERS UNDER THIS DOCUMENT.

WARRANTY - For details see  
[www.companionoutdoor.com/warranty](http://www.companionoutdoor.com/warranty)

Companion® is a registered trademark of  
**Adventure Trading Australia Pty Ltd**

Designed by:  
**Adventure Trading Australia Pty Ltd**  
71 Charles Ulm Place,  
Eagle Farm, QLD 4009  
AUSTRALIA


Made in China



# COMPANION<sup>®</sup>

## ROVER™ LITE

### OWNERS MANUAL



**Model No. 10001547**